



The new degree of comfort.™



Residential Gas  
Professional Classic  
Atmospheric Water Heaters

## Professional Classic™ Atmospheric gas water heaters are engineered for more hot water at a low operating cost

### Efficiency

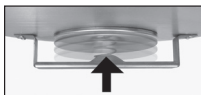
- .59 - .64 EF
- More hot water at a low operating cost

### Performance


- FHR: 49 to 107 gallons for natural gas
- Recovery: 30.3 to 50.5 gallons at a 90 degree rise, based on model

### Guardian System™ & Sensor

- Exclusive air/fuel shut-off device
- Maintenance free – no filter to clean



Combustion Shut-off System



Flame Arrestor Plate



Maintenance Free

### Low Emissions

- Eco-friendly burner, low NOx design
- Meets 40 ng/J NOx requirements

### Longer Life

- Premium grade anode rod provides long-lasting tank protection

### High Altitude Compliant

- All models certified up to 6,000 ft. above sea level

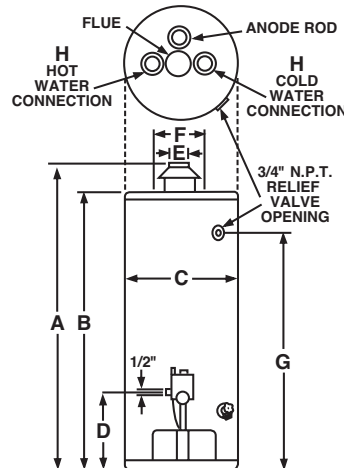
### Plus...

- Easy to light – no matches required
- EverKleen™ patented system fights sediment build-up
- Enhanced flow brass drain valve
- Temperature and pressure relief valve included
- Low lead compliant
- Standard replacement parts

### Warranty

- 6-Year limited tank and parts warranty\*
- With ProtectionPlus™ the 6-year limited tank warranty becomes 10-year ProtectionPlus – order part number SP20904 (6 pack only)
- With ProtectionPlus™ the 6-year limited tank warranty becomes 8-year ProtectionPlus – order part number SP20081 (6 pack only)

\*See Residential Warranty Certificate for complete information



## Professional Classic Atmospheric

30, 40, 50 and 60-Gallon Capacities  
Up to 50,000 Btu/h  
Natural and LP Gas



† LEED Point = 1

TYPE	DESCRIPTION		FEATURES			ROUGHING IN DIMENSIONS (SHOWN IN INCHES)								ENERGY INFO	
	GAL. CAP.	MODEL NUMBER	GAS INPUT IN THOUS. BTU/H NAT.	RECOVERY IN G.P.H. 90° RISE NAT.	FIRST HOUR DEL. G.P.H. NAT.	HT. TO VENT A	TANK HT. B	DIAM. C	HT. TO GAS CONN. D	VENT SIZE E	WATER CONN. CNTR. F	HT. TO SIDE T&P VALVE G	WATER CONN. SIZE H	SHIP. WT. (LBS)	ENERGY FACTOR NAT.
Short	30	PROG30S-30N CN64	30	30.3	54	49-7/8	47	19-3/4	14-1/4	3 or 4	8	40-3/8	3/4	112	0.64
Short	40	PROG40S-38N CN62	38	38.4	74	53-1/4	50-1/4	21-3/8	14-1/4	3 or 4	8	44	3/4	125	0.62
Short	50	PROG50S-40N CN61	40	38.2	86	54-1/4	51	23-3/4	14-1/4	3 or 4	8	44	3/4	160	0.61
Tall	60	PROG60S-50N CN59	50	50.5	107	62	58	23-3/4	14	4	8	51-1/4	3/4	180	0.59

Specify LP gas when ordering. Add "P" suffix to the model number. Example PROG30S-30P CN64

In keeping with its policy of continuous progress and product improvement, Rheem reserves the right to make changes without notice.

Rheem Canada Ltd./Ltée • 125 Edgeware Road, Unit 1  
Brampton, Ontario L6Y 0P5 • www.rheem.com



INTEGRATED HOME COMFORT